

EMERGENCY EQUIPMENT

EYE/FACE WASH

SHOWERS

TEMPERING SOLUTIONS

COMBINATION UNITS

This brochure represents a portion of the extensive emergency equipment product line that HAWS® offers.

Visit www.hawesco.com for a comprehensive list of products and accessories.



model 8315CTFP



HAWS SAFETY

ABOUT HAWS®

Global Customers

Global Vision

Local Service

Ingenuity is the *Haws* culture. Every day we work to address your needs and solve your challenges by applying imagination and initiative to make your job easier. *Haws* is committed to improving the health and safety of our global community by providing customer focused hydration, safety, and tempering solutions. With more than 8,000 distribution locations and 250 employees worldwide, we continually focus on quality, service, reliability and complete solution support.

With the invention of the drinking fountain in 1906 by Luther Haws, the *Haws* Sanitary Drinking Faucet

Company formed in 1909 in Berkeley, California. During the 1950s, *Haws* introduced emergency drench showers and safety eyewashes into its manufacturing line. Establishing headquarters in Sparks, Nevada in 1996, *Haws* continued expanding, opening various global locations. In 2018, the Nevada Division of Industrial Relations awarded SHARP status (Safety and Health Achievement Recognition Program) to *Haws*.

To this day, *Haws*' innovative spirit is driven by third, fourth and fifth generations of the Haws family.

CORE PURPOSE: To Improve the Health & Safety of Our Global Community



ANSI COMPLIANCE

Are You ANSI Compliant?

EMERGENCY EYEWASH AND SHOWER EQUIPMENT COMPLIANCE

Published by International Safety Equipment Association, ANSI/ISEA Z358.1 establishes minimum performance and use requirements for eyewash and shower equipment.

SIGNIFICANT REQUIREMENTS FOR SIMULTANEOUS USE INCLUDE:

- Eyewash must deliver a minimum of flushing fluid at 0.4 gallons per minute (1.5 LPM) or 3 gallons per minute (11.4 LPM) for an eye/face wash
- Drench shower must deliver a minimum of 20 gallons of water per minute (75.7 LPM)
- Must be capable of simultaneous use
- Must deliver tepid flushing fluid, defined as 60° - 100°F (16° - 38°C)

WHY TEPID WATER? Providing the right water temperature will provide a comfortable flushing environment and encourage the required full 15-minute flush to:

- Help cool burns
- Help prevent hypothermia
- Help prevent chemical absorption
- Minimize further injury

**All Haws Emergency Response Products Meet
the ANSI/ISEA Z358.1-2014 Standard**

**No-Cost ANSI Site Surveys – Visit
Hawsco.com to sign your facility up**



HAWS® SERVICES



Haws Services

Haws is the only manufacturer who provides warranty and field services for emergency shower and eyewash products of all brands to ensure your equipment is functioning properly and meets ANSI/ISEA Z358.1 compliance.

Research has shown that an average of 88% of equipment is non-compliant and 78% of non-compliance is performance related. Most facility and safety professionals are unaware of the ANSI/ISEA Z358.1 testing requirements and have products that are non-compliant.

By partnering with *Haws Services*, you will receive support that is unmatched with:

- Work done by *Haws* certified technical experts to ensure ANSI/ISEA Z358.1 compliance on all types of emergency equipment, regardless of the brand.
- Assurance that your equipment will be properly tested weekly and annually, freeing up your maintenance team to focus on day-to-day operations.

Whether you're adhering to OSHA Compliance, Joint Commission Status, or a general safety-first environment, consider *Haws Services* to achieve ANSI Z358.1 compliance in any environment.



SERVICE OFFERINGS

Ensure Compliance: ANSI/ISEA Z358.1 Annual Inspections

Meticulous checks for proper installation and activation of the equipment to assess equipment performance requirements against the standard. Detail report includes an executive summary of the current state of the equipment, as well as an inspection report for each asset that identifies and documents compliance gaps, potential root causes, and recommendations.

Reliable Product Commissioning

Start-up and commissioning provides a comprehensive five-point service designed to ensure reliability of the equipment. This includes:

- Detailed equipment review for correct installation according to manufacturer's specifications
- Systematic operation check to confirm proper functioning of the unit
- Comprehensive training for equipment operation, maintenance with recommended preventive maintenance requirements and troubleshooting
- On-site product repairs and/or upgrades by experienced and knowledgeable ANSI compliant experts
- Complete checklist and debriefing of product operational requirements

Let Us Do the Work For You: Annual Maintenance Contracts

All-inclusive services to guarantee accurate installation, maintenance, testing, and training to ensure compliance and proper equipment functionality throughout its lifespan, regardless of the manufacturer.

ANSI/ISEA Z358.1 Competent Inspector Training & Certification

On-site and online step-by-step ANSI compliance education and training support to help your team with a better understanding of the value and importance of compliance equipment, as well as the potentially severe effects of non-compliance.

All-Inclusive Warranty Support

Haws Services is the warranty services provider for *Haws Integrated's* emergency response shower, eyewash, and tempered water booth systems. Qualified service technicians work closely with the engineering and product teams to provide the best support both on-site and remotely.

TESTIMONIALS

"I was very satisfied with this survey that was completed for us. The tech was knowledgeable about solutions to corrections that were needed and went out of his way to make sure we had the correct part numbers and all. Thanks for a job well done!"

– EHS Program Coordinator Safety, Hunter Douglas

"My opinion/experience is Haws is the leading/top Company in emergency equipment products. Your customer service/cutting edge design and product support is the best I have experienced between several different companies. I think your company has nailed it!"

– Department of the Navy

"I appreciate the information provided. It has helped in educating standards that are required and in submitting budgets for improvements."

– Facilities Manager, Anglophone East School District



AXION ADVANTAGE®

Achieve Compliance and Solve Your Most Common Emergency Eye/Face Wash & Shower Flow Problems with a Haws® AXION® Retrofit Kit



Haws AXION Advantage is a simple, cost-effective solution to mitigate your most common flow problems, including:

Lack of Simultaneous Flow

When installed together, the AXION® MSR eye/face wash and showerhead effectively re-distributes water providing a consistent flow rate that meets simultaneous flow requirements.

Lack of Controlled Non-Injurious Flow

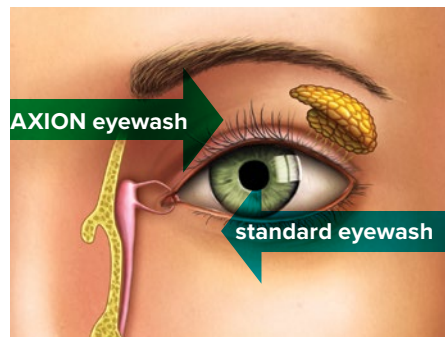
AXION MSR products provide laminar flow eye/face wash streams for even, consistent, predictable stream height and circumference for greater user comfort, encouraging use for the full 15-minute ANSI Z358.1 requirement.

Uneven Flow Pattern

AXION MSR provides a controlled flow to both eyes simultaneously with comfortable water pressure.

AXION provides compliance on the spot at a significantly lower cost than replacing an entire unit. With included parts, AXION retrofit kits convert 80% of existing competitor units and can update them from a face wash to an eye/face wash, ensuring full eye and face flushing.

Leveraging *Haws* patented technology, AXION provides laminar flow and an inverted water stream to ensure increased victim comfort while sweeping contaminants away from the eye.



AXION ADVANTAGE®

Designed to upgrade your facility's emergency eyewash and shower systems, *AXION Advantage* products improves existing emergency equipment while maintaining ANSI compliance (when properly installed).

DID YOU KNOW?

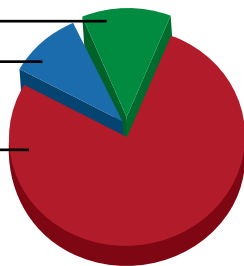
88% of Units Are NOT ANSI Z358.1 Compliant

COMPLIANT: 12%

**NON-COMPLIANT:
OTHER, 10%**

**NON-COMPLIANT:
PERFORMANCE RELATED,
78%**


2000+ Units Surveyed



AXION Advantage eye/face wash head installed on Bradley Model S19-310FW

With *Advantage* systems providing the necessary pieces to convert the majority of existing competitive eyewashes and showers and upgrade older *Haws* products, your facility will have the tools to replace and test for continued ANSI compliance.

Upgrading to the *AXION Advantage* system is easy; simply remove the existing head, select the appropriate supplied connector, and attach the *AXION* head.



Model AX13

AX13

AXION Advantage eye/face wash upgrade system with green ABS plastic eye/face wash head

AX13S

AXION Advantage eye/face wash upgrade system with stainless steel eye/face wash head

AX14

AXION Advantage eye/face wash upgrade system with green ABS plastic eye/face wash head and showerhead

AX14S

AXION Advantage eye/face wash upgrade system with stainless steel eye/face wash head and showerhead

AX15 **NEW**


AXION Advantage eye/face wash upgrade system for most standard Halo wall and pedestal-mounted eyewash stations

AX16 **NEW**

AXION Advantage eye/face wash upgrade system for some standard laboratory and hose-mounted eyewash stations



Model AX14S



Model AX15



Model AX16

AXION EYEPOD®

7620

AXION EYEPOD FAUCET-MOUNTED EYEWASH

providing facilities with *AXION MSR* eyewash irrigation capabilities in an attractive, low cost, compact package.

The sleek, smooth, stainless steel exterior of the *eyePOD* is easy to clean and use. The polished surface is cosmetically suited for any setting, and the stainless steel construction is rugged enough for any industrial application.



FEATURES & BENEFITS

INVERTED DIRECTIONAL LAMINAR FLOW

Zero Vertical Velocity™ for maximum victim comfort.

BUILT-IN THERMOSTATIC SAFETY VALVE

Automatically shuts off eyewash flows at 100°F (37°C), diverting all water out through the aerator at the bottom of the unit to prevent scalding of the eyes.

AERATORS

Standard 1/2 gallon (1.89 L) faucet outlet flow with second 1-gallon (3.79 L) laminar outlet also supplied.

EASY INSTALLATION

Standard 55/64-27 thread faucet connection comes with four additional adaptors allowing the *eyePOD* to be used on various standard faucets.

CERTIFIED TO

NSF61, California Health and Safety Code 11675 (AB 1953), as well as ANSI/ISEA Z358.1 and CSA B125.

AXION® MSR EYE/FACE WASH

7360B-7460B

WALL-MOUNTED EYE/FACE WASH

Includes the *AXION MSR* eye/face wash head assembly. Zero Vertical Velocity™ stream engineering with even laminar flow for enhanced victim comfort, stability and effectiveness. Round 11" (28 cm) Type 304 stainless steel receptor and aluminum wall bracket for long life. Includes a mesh in-line strainer to collect line debris, and ball valve with stainless steel ball and stem for durability.



9102

STAINLESS STEEL DUST COVER ASSEMBLY

For use on most push flag activated eye, eye/face and combination units that are equipped with an 11" (27.9 cm) diameter stainless steel or plastic receptor. Dust cover protects eye or face wash assembly against airborne contaminants. Pushing the flag raises the dust cover while activating the eyewash.



FEATURES & BENEFITS

- Integral flow control
- Stainless steel bowl with a #2L bright finish or safety green ABS plastic bowl resistant to damage from alkaline, salt solutions, most acids, and sun damage
- Chrome-plated brass stay-open ball valve with a stainless steel ball and stem
- Signage and dust cover is included with all units
- Units are certified to meet the ANSI/ISEA Z358.1 Standard for emergency eyewash and shower equipment for full 15-minute flush



SP65PD
AXION MSR EYE/FACE WASH HEAD

Inverted directional flow, laminar flow, and integral flow control.



7260B-7270B
WALL-MOUNTED EYE/FACE WASH AND BOWL

Includes the AXION MSR eye/face wash head assembly. Zero Vertical Velocity™ stream engineering with even laminar flow. Round 11" (28 cm) ABS plastic receptor and aluminum wall bracket. Includes a mesh in-line strainer and ball valve with stainless steel ball and stem.



7324
WALL-MOUNTED EYE/FACE WASH

Includes the AXION MSR head assembly. Zero Vertical Velocity™ stream engineering with even laminar flow. Chrome-plated brass stay-open ball valve equipped with stainless steel ball and stem, green molded ABS plastic wall bracket, universal sign, and 1/2" NPT inlet. Floor drain is recommended for this unit.



7777
PEDESTAL-MOUNTED EYE/FACE WASH

Includes a Type 304 stainless steel AXION MSR eye/face wash head. Zero Vertical Velocity™ stream engineering with even laminar flow. Features a round 11" (28 cm) Type 304 stainless steel receptor and 1-1/4" NPT stainless stanchion. Optional stainless steel dust cover, model 9102.



7261-7271
PEDESTAL-MOUNTED EYE/FACE WASH

Includes the AXION MSR eye/face wash head. Zero Vertical Velocity™ stream engineering with even laminar flow. Features a round 11" (28 cm) green ABS plastic receptor and 1-1/4" NPT galvanized stanchion. Also available with a stainless steel bowl, Model 7361-7461.

AXION® MSR DRENCH SHOWERS



8122

AXION DRENCH SHOWER

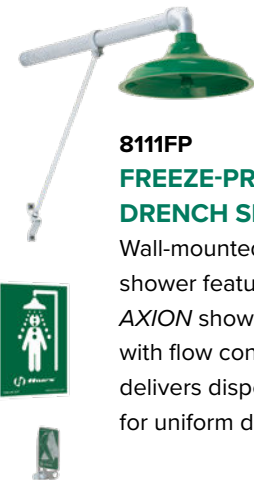
Hydrodynamic shower design. Reduced installation time due to prebuilt valve assembly and the ability to mount horizontally or vertically from any wall or ceiling. Solid construction from Schedule 40 hot-dipped galvanized steel make for a durable long-lasting product.



8130

AXION DRENCH SHOWER

Hydrodynamic shower design. Reduced installation time due to prebuilt valve assembly and the ability to mount horizontally or vertically from any wall or ceiling. Corrosion resistant Schedule 80 PVC painted safety green, and stainless steel valve.



8111FP

FREEZE-PROTECTED DRENCH SHOWER

Wall-mounted drench shower features the AXION showerhead with flow control that delivers dispersed flow for uniform drenching.



8133H

WALL-MOUNTED DRENCH SHOWER

Type 304 stainless steel AXION showerhead and piping, with Type 316 stainless steel valve. Self-regulating shower stream and universal emergency sign. Reduced installation time due to prebuilt valve assembly and unit's ability to be mounted horizontally from any wall.



8123

VERTICAL OR HORIZONTAL-MOUNT DRENCH SHOWER

Type 304 stainless steel AXION showerhead and Schedule 40 hot-dipped galvanized pipe. Universal emergency sign.



AXION® NOZZLE

The AXION drench shower nozzle uses the latest in hydrodynamic principles to spin inlet water and break it into smaller, discrete droplets. It is designed to minimize the strong physical pressure that drives the water to the outer rim of normal showerheads, making the distribution equal across the entire footprint of the flow. This innovative design is featured on a number of shower units providing a comfortable environment by breaking the streams of water into smaller individual droplets.

AXION® MSR COMBINATION UNITS



8300-8309

COMBINATION SHOWER

Includes the AXION MSR eye/face wash head assembly and AXION hydrodynamic shower design. Zero Vertical Velocity™ stream engineering with even laminar flow. Features a round 11" (28 cm) Type 304 stainless steel bowl. Stainless steel push flag and pull rod, mesh in-line eye/face wash strainer and ball valves with stainless steel ball and stem. Pipe and fitting: 1-1/4" NPT. Schedule 40 hot-dipped galvanized steel.

8320-8325

COMBINATION SHOWER

Includes the AXION MSR eye/face wash head assembly with Zero Vertical Velocity™ stream engineering with even laminar flow. Features a round 11" (28 cm) ABS plastic bowl. Stainless steel push flag for eye/face wash activation, stainless steel pull rod for shower activation, mesh in-line eye/face wash strainer and ball valves with stainless steel ball and stem. Pipe and fitting: 1-1/4" NPT. Schedule 40 hot-dipped galvanized steel.



8300CRP-8309CRP
CORROSION-RESISTANT
COMBINATION SHOWER

Features the *AXION MSR* eye/face wash head assembly and the *AXION* hydrodynamic shower design. Eye/face wash streams provide Zero Vertical Velocity™ stream engineering with even laminar flow. Stainless steel push flag for eye/face wash activation, stainless steel pull rod for shower activation, mesh in-line eye/face wash strainer and a round 11" (28 cm) Type 304 stainless steel bowl.



8309WC
BARRIER-FREE COMBINATION
SHOWER & EYE/FACE WASH

Features the *AXION MSR* eye/face wash head assembly and the *AXION* hydrodynamic shower design. Zero Vertical Velocity™ stream engineering with even laminar flow. Includes a round 11" (28 cm) Type 304 stainless steel bowl. Barrier-free design offers a low profile loop assembly allowing for better wheelchair access as well as a longer pull rod for shower activation.



8317
COMBINATION SHOWER

Combines the use of an *AXION* showerhead and *AXION MSR* eye/face wash. Zero Vertical Velocity™ stream engineering with even laminar flow. Solid galvanized steel construction. Eye/face wash and valve assembly are prebuilt and fully water/pressure tested.




8317CTFP
HEAT-TRACED
COMBINATION
SHOWER

Combines *AXION ABS* plastic showerhead and *AXION MSR* eye/face wash head assembly for irrigation. Safety features include: a thermal actuator bleed valve, 120V thermostat cable double-wrapped piping, 3/4" (1.905 cm) insulation and outside jacket surrounding piping to prevent freezing down to -30°F (-34.4°C). Top or bottom water supply. Rated Class 1, Division 2.



8330
COMBINATION
SHOWER

AXION MSR eye/face wash head assembly and *AXION* showerhead, both in stainless steel. In-line 50 x 50 mesh water strainer, 11" (28 cm) stainless steel bowl. Solid 1-1/4" NPT Type 304 stainless steel construction. Optional stainless steel dust cover, model 9102.



8336
COMBINATION
SHOWER

Combination shower includes the *AXION MSR* eye/face wash head assembly and *AXION* showerhead. Equipped with Type 316 stainless steel ball valves. Prebuilt and fully water/pressure tested. Constructed from corrosion-resistant green epoxy finished Schedule 80 PVC.

8315CTFP

AXION MSR COMBINATION FREEZE-PROTECTED SHOWER AND EYE/FACE WASH

The latest addition to the *Haws* emergency response product offering. The freeze-protected, combination shower and eye/face wash offers *AXION* technology with a user and maintenance friendly design. The unit is ideal for extreme weather conditions and offers enhanced Legionella prevention with the Easy Activation, Easy Return™ technology. The 8315CTFP complements the existing 8317CTFP product with simplified features and trouble-free in-field assembly with compact packing.

FEATURES & BENEFITS

- Industry-leading freeze-proof and heat resistant technology
- Unparalleled Legionella prevention with minimized leak points and reduced “dead leg”
- 25% reduced operating cost
- 64% average price and shipping cost reduction
- Easy Activation, Easy Return™ static handle for consistent and stable activation
- Electrical system and pressurized plumbing are factory-built and tested
- *AXION MSR* eye/face wash head with inverted directional laminar flow to sweep contaminants away from vulnerable nasal cavity
- Most versatile, low-cost shipping (40” x 24” x 17” carton size) with a weight of only 62 lbs
- Can ship via UPS, FedEx, DHL
- Certified by CSA to meet the ANSI Z358.1 Standard for emergency eyewash and shower equipment



ENHANCED LEGIONELLA PREVENTION



AXION MSR EYE/FACE WASH



ENHANCED VALVE DESIGN W/ MIDDLE INLET



COMPACT PACKAGING, SINGLE SHIPPING CARTON

AXION® MSR ACCESSIBILITY



7610 BARRIER-FREE, PULL-DOWN AXION EYE/FACE WASH

Easy activation fold-down design. Extended length pull-down arm to accommodate wheelchair access. Activation and deactivation occur at a 30-degree angle limiting water splash. Counter or wall rear-mount design allows the sink to remain open to other uses. Model 7610S with shorter 13" arm available.



7611 AXION EYE/FACE WASH HEAD

Lab unit is installed in accessible sink locations. Easily activated by the emergency equipment's swing-out design. Side-mount design allows the unit to be mounted from either side of the sink.



7360BTC BARRIER-FREE AXION EYE/FACE WASH

Equipped with an in-line 50 x 50 mesh water strainer and pop-off dust cover. Space efficient design allows the unit to be mounted in easily accessible locations while providing a barrier-free installation. The low profile accommodates wheelchair access. Eye/face wash and valve assembly is prebuilt and fully water/pressure tested. Unit comes with trap and tailpiece.



7612LH SINK OR COUNTER- MOUNTED AXION EYE/ FACE WASH

Swing-away, left-hand operation allows the area to stay clear for everyday use. Dust cover for protection from debris when not in use. Unit is also available for right-hand operation.




8164 RECESSED DRENCH SHOWER

High-polished stainless steel showerhead and self-regulating shower stream. Reduced installation time as valve assembly is prebuilt.



8905 WALL-MOUNTED AXION EYE/FACE WASH & BODY SPRAY HEAD

12-foot (366 cm) yellow recoil hose. Unit is activated with simple squeeze lever operation.



8904 COUNTER-MOUNTED AXION EYE/FACE WASH & BODY SPRAY HEAD

Activated with simple squeeze lever operation. 8-foot (244 cm) green hose for extended coverage area to further optimize the irrigation.

PORTABLE EYEWASHES



7500 **GRAVITY-FED, PORTABLE** **EYEWASH**

FDA approved high-density green polyethylene 16-gallon (60.6 L) tank supplies a continuous flow of clean water for a full 15 minutes at .4 GPM (1.5 LPM). Easily activated by pulling the yellow activation arm down to the open position.



7501 **GRAVITY-FED, COMPACT** **PORTABLE EYEWASH**

Ideal for remote locations. FDA approved high-density green polyethylene 9-gallon (34.1 L) tank supplies a continuous flow of clean water for a full 15 minutes at .4 GPM (1.5 LPM). Easily activated by pulling the yellow activation arm down to the open position.



7501T **GRAVITY-FED, TEMPERED** **PORTABLE EYEWASH**

Tempered 9-gallon (34.1 L) eyewash uses a heated, insulated blanket to provide ANSI certified, potable, tempered water in ambient operating temperatures from -20°F (-29°C) to 100°F (38°C). Ideal for remote locations without access to a continuous potable water source. Various voltage and Haz Loc options available.



7601.37 **AIR PRESSURIZED,** **PORTABLE EYEWASH** **& BODY SPRAY**

Provides a reliable source of safety for irrigation. Combines the use of twin ABS plastic eyewash heads with a green ABS plastic face and body spray head with a 6-foot (2 m) hose. ASME rated 37-gallon (140 L) stainless steel tank. Protective measures: air pressure gauge, pressure relief valve, and tire-type air fill valve. Optional 9008 cart for site transport.



7603 **AIR PRESSURIZED,** **PORTABLE EYEWASH**

Self-contained 15-gallon (56.8 L), portable eyewash. Provides up to 10 usable gallons (37.9 liters) of water for rinsing of eyes. Cost-efficient solution for a facility's ANSI eyewash requirements in locations without access to a continuous potable water source. Protective measures: air pressure gauge, pressure relief valve, and tire-type air fill valve. Optional transport cart, model 9008 and drench hose, model 8901B.



7603T **AIR PRESSURIZED,** **PORTABLE EYEWASH**

15-gallon (56.8 L) eyewash that uses a heated, insulated blanket to provide ANSI-compliant tempered, potable water in ambient operating temperatures from -20°F (-29°C) to 100°F (38°C). The unit provides up to 10 usable gallons (37.9 liters) of water for effective rinsing. 120V electrical requirement with supplied 8-foot GFCI power cord. Additional HazLoc and 240V options available.



9082 **STERILE** **BACTERIOSTATIC** **PRESSERVATIVE**

For use in portable eyewash stations. One 8 oz. (236 ml) bottle will preserve 5 to 20 gallons (18.9 to 75.7 L) of portable water for up to four months. Four bottles per carton. Also available, 12 bottles per carton, model 9082-C.

BARRIER-FREE LAB PRODUCTS



7656WCSM

WHEELCHAIR ACCESSIBLE SURFACE-MOUNT AXION EYE/FACE WASH

Stainless steel deep-drawn cabinet and surface-mount support enclosure, polished chrome-plated brass pull-down valve with easy access in-line strainer. Perfect for mounting on block or solid walls which cannot be cut into.



7656WCC

BARRIER-FREE FULLY-RECESSED AXION EYE/FACE WASH

Wall-mounted unit with chrome-plated brass pull-down valve for eye/face wash and easy access in-line strainer. Stainless steel drain pan to collect wash waste within cabinet.



7655WCSM

WHEELCHAIR ACCESSIBLE SURFACE-MOUNT AXION EYE/FACE WASH

Chrome-plated brass pull-down valve for eye/face wash and easy access in-line strainer. Perfect for mounting on block or solid walls which cannot be cut into.



FEATURES & BENEFITS

- AXION MSR eye/face wash head assembly
- AXION stainless steel showerhead with hydrodynamic design for equal distribution of water throughout flow
- Valve is designed to make flushing of fluid occur with the pull of a lever
- Pull-down design for wheelchair accessibility
- Eye/face wash and valve assembly is prebuilt and fully water/pressure tested
- 18-Gauge Type 304 stainless steel cabinet



8356WCDD
BARRIER-FREE,
FULLY-RECESSED
COMBINATION UNIT

AXION stainless steel showerhead with AXION eye/face wash. Wall flush-mount design with pull-down lever to activate shower. Stainless steel drain pan to collect wash waste within cabinet, with day light drain.

8356WCW
BARRIER-FREE,
FULLY-RECESSED
COMBINATION UNIT

AXION stainless steel showerhead with AXION eye/face wash. Wall-mount design with pull-down lever to activate shower. Stainless steel drain pan to collect wash waste within cabinet.

8355WCW
BARRIER-FREE, FULLY-
RECESSED COMBINATION
UNIT

AXION stainless steel showerhead with AXION eye/face wash. Fully-recessed design with pull-down lever to activate shower. Chrome-plated brass pull-down valve for eye/face wash and easy access in-line strainer.

8356WCC
BARRIER-FREE, FULLY-
RECESSED COMBINATION
UNIT

AXION stainless steel showerhead with AXION eye/face wash. Design of the shower allows for flush in the ceiling mounting, or unit to hang down from the ceiling. Stainless steel drain pan to collect wash waste within cabinet.



8355WCC
FULLY-RECESSED
COMBINATION UNIT

AXION stainless steel showerhead with AXION eye/face wash. Stainless steel deep-drawn cabinet and polished chrome-plated brass pull-down valve with easy access in-line strainer.

7655WCC
FULLY-RECESSED,
WALL-MOUNT AXION
EYE/FACE WASH

Stainless steel deep-drawn cabinet and polished chrome-plated brass pull-down valve with easy access in-line strainer.




8356WCSM
WHEELCHAIR
ACCESSIBLE
SURFACE-MOUNT
COMBINATION UNIT

AXION stainless steel showerhead and AXION eye/face wash with pull-down lever to activate shower. Perfect for mounting on block or solid walls which cannot be cut into. Easy access exterior mounted in-line strainer.

AXION®

THERMOSTATIC MIXING VALVES



TWBS.HF

LEAD-FREE AXION THERMOSTATIC MIXING VALVE

Mixes hot and cold water to supply tempered water to emergency shower and eyewash fixtures requiring flow up to 78 GPM (295 LPM). Triple redundant anti-scald protection. High Cold Water Bypass flow rate of 79 GPM (299 LPM). Pressure sensing diverter valve provided that sends a pressure signal to open cold water bypass valve if hot water loses pressure. Lead-free brass design CSA certified to ASSE 1071, NSF 61, NSF/ANSI 372, California Health and Safety Code 116875 (AB 1953-2006), and applicable sections of CSA B125.3.



9201EW

AXION THERMOSTATIC MIXING VALVE

Mixes hot and cold water to supply tempered water to emergency eyewash fixtures requiring flow up to 10 GPM (37.9 LPM). CSA Certified to ASSE 1071 and applicable sections of CSA B125.3.



9201H

LEAD-FREE AXION THERMOSTATIC MIXING VALVE

Mixes hot and cold water to supply tempered water to emergency shower and eyewash fixtures requiring flow up to 31 GPM (117 LPM). High Cold Water Bypass flow rate of 20 GPM (76 LPM). CSA Certified to ASSE 1071, NSF 61, NSF/ANSI 372, California Health and Safety Code 116875 (AB 1953-2006), and applicable sections of CSA B125.3.



9201E

AXION THERMOSTATIC MIXING VALVE

Mixes hot and cold water to supply tempered water to emergency shower and eyewash fixtures requiring flow up to 31 GPM (117 LPM). CSA Certified to ASSE 1071 and applicable sections of CSA B125.3.

AXION® VALVES

- Lowest internal pressure drop for this class of valve
- Custom shuttle design to virtually eliminate valve binding
- Offering NSF/ANSI 372 AB1953, reduction of lead content, compliance in select models
- Funnel design improves temperature control with better mixing at low flow rates
- Highest Cold Water Bypass flow rate by class in the industry
- Actively suspends hot water when cold water supply is lost to protect against scalding
- Lime and calcium resistant components used throughout the construction
- Extended 3-year warranty

FLOW CAPACITIES OF MIXING VALVES

MODEL	INLET	OUTLET	MINIMUM FLOW	INTERNAL COLD WATER BY-PASS AT 30 PSI DROP	PRESSURE DROP										
-------	-------	--------	--------------	--	---------------	--	--	--	--	--	--	--	--	--	--

9201E	1-1/4"	1-1/4"			1	2	5	10	15	20	25	30	45	60	PSI
					.069	.138	.345	.689	1.03	1.38	1.72	2.07	3.10	4.13	BAR
			1	20	6	8	13	18	22	25	28	31	38	44	GPM
			4	76	22	30	48	68	83	96	107	117	144	166	L/MIN



9201EFE	1/2"	3/4"			1	2	5	10	15	20	25	30	45	60	PSI
					.069	.138	.345	.689	1.03	1.38	1.72	2.07	3.10	4.13	BAR
			1	10	2	3	5	7	9	10	11	12	15	17	GPM
			4	38	8	12	19	26	32	37	41	45	56	64	L/MIN



9201EW	1/2"	1/2"			1	2	5	10	15	20	25	30	45	60	PSI
					.069	.138	.345	.689	1.03	1.38	1.72	2.07	3.10	4.13	BAR
			1	4	2	3	4	6	7	8	9	10	12	14	GPM
			4	14	7	10	16	22	27	31	34	38	44	53	L/MIN



9201H	1"	1-1/4"			1	2	5	10	15	20	25	30	45	60	PSI
					.069	.138	.345	.689	1.03	1.38	1.72	2.07	3.10	4.13	BAR
			1	20	6	8	13	18	22	25	28	31	38	44	GPM
			4	76	23	30	49	68	83	95	106	117	144	167	L/MIN



9202E	1-1/4"	1-1/4"			1	2	5	10	15	20	25	30	45	60	PSI
					.069	.138	.345	.689	1.03	1.38	1.72	2.07	3.10	4.13	BAR
			1	50	14	20	32	45	55	64	71	78	95	110	GPM
			4	299	53	76	121	170	280	242	269	295	360	416	L/MIN



TWBS.EWE	1/2"	3/4"			1	2	5	10	15	20	25	30	45	60	PSI
					.069	.138	.345	.689	1.03	1.38	1.72	2.07	3.10	4.13	BAR
			1	10	2	3	5	7	9	10	11	12	15	17	GPM
			4	38	8	12	19	26	32	37	41	45	56	64	L/MIN



TWBS.HF	2"	2"			1	2	5	10	15	20	25	30	45	60	PSI
					.069	.138	.345	.689	1.03	1.38	1.72	2.07	3.10	4.13	BAR
			1	79	14	20	32	45	55	64	71	78	95	110	GPM
			4	299	53	76	121	170	280	242	269	295	360	416	L/MIN



TWBS.SHE	1-1/4"	1-1/4"			1	2	5	10	15	20	25	30	45	60	PSI
					.069	.138	.345	.689	1.03	1.38	1.72	2.07	3.10	4.13	BAR
			1	50	13	19	30	43	52	60	68	74	91	105	GPM
			4	189	49	72	114	163	197	227	257	280	344	397	L/MIN



TEMPERED WATER PRODUCT OPTIONS

Haws® Services
Support Available

The skid-mounted tempering system is the heart of the tempering solutions line, offering a range of configuration options to apply the equipment to an extensive range of water tempering needs.

Tempering skid mixes pre-heated water supply in an onboard storage tank with low temperature facility water through its Haws Tempered Water Blending System, to produce an ANSI compliant water supply for all safety equipment in the plumbed system.



8780

INDOOR EMERGENCY WATER TEMPERING SKID

Skid-mounted tempering system with pre-heated water supply and the Haws Tempered Water Blending System. Aluminum 5' x 5' (1.5 m x 1.5 m) frame with a composite equipment platform, high visibility green chemical and UV resistant polyester based powder coating. Single or multiple shower and/or eyewash feeder.

- Scald protection
- Electrical system is easily adapted to voltages upon request
- Available operating temperature range: 35°F to 120°F (1.67°C to 48.9°C)



8785

ALL-WEATHER EMERGENCY WATER TEMPERING BOOTH

All-weather, 5' x 5' (1.52m x 1.52m) enclosed emergency water tempering booth with corrosion-resistant aluminum paneling and polyester-based powder coating. Single or multiple showers and/or eyewash tempering water unit with galvanized piping is designed to operate with several tempering and electrical options. Standard hook-up is a 480V, three phase inlet inside a NEMA 4 enclosure.

- Water temperature is maintained by an immersion heater
- Scald and freeze protection
- Available operating temperature range: -50°F to 120°F (-45°C to 49°C)

SKID & BOOTH
COLOR OPTIONS:



TANKLESS TEMPERED WATER



9326

TANKLESS ELECTRIC WATER HEATING SYSTEM

Designed to eliminate the need for large water storage tanks, as well as the continuous energy demand to maintain them at higher temperatures. This system will provide safety showers and eyewashes with an unlimited and instantaneous supply of tepid water, eliminating the “recovery time” needed to reheat large storage tanks after use. Controlled heater package housed in a NEMA 4 enclosure.

Also available with a Type 304 stainless steel NEMA 4X enclosure, Model 9327. Multiple configurations and voltages are available for your specific project. Standard models 9326 and 9327 are not for use in freezing environments.

ACCESSORIES



SP829

AXION DRENCH SHOWERHEAD

10-5/8" (27cm) ABS green plastic drench AXION showerhead delivers dispersed flow for uniform drenching. Hydrodynamic design minimizes the strong physical pressure that drives the water to the outer rim making the distribution equal across the entire footprint of the flow. Stainless steel option, Model SP829SS.



SP655S

AXION EYE/FACE WASH HEAD

Stainless steel eye/face wash head with inverted directional flow, integral flow control, and laminar flow for enhanced comfort, stability and effectiveness. (Not for use with freeze-resistant models). Green ABS plastic option available, Model SP65.



9001

EMERGENCY ALARM & LIGHT SYSTEM

Operated by a double-pole, double-throw flow switch when the emergency shower or eyewash is in operation. System can be mounted to pipe or wall. 120 VAC Class 1, Division 2, Groups B, C, and D emergency alarm system, Model 9001Exp.

9084

IMMERSIBLE CLEANSING STICK

Continual protection against pathogenic bacteria for water storage systems. It balances the PH of the water preventing the build-up of bio-film, scale and corrosion. This non-chemical disinfecting module is designed to be immersed in a water tank to provide constant protection from bio-film and hazardous levels of pathogenic bacteria, including Legionella. The Cleansing Stick will treat up to 528 gallons (2000 liters). Dimensions: 32" (81.3 cm) long x 3" (7.5 cm) in diameter.



9083

HAWSCLEAN™ PORTABLE EYEWASH CLEANSING STICK

The HawsCLEAN™ cleansing stick is the safe and effective way to prevent the growth of Legionella, E-Coli and other harmful bacteria in most portable gravity fed or pressurized emergency eyewash equipment. Provides clean water and ANSI compliance in equipment up to 15 gallons (60 L) for up to three years when serviced just once annually.



SP157

STAINLESS STEEL SCALD PROTECTION BLEED VALVE

Automatic thermal actuator bleed valve opens when internal water temperature reaches 98° F (36.7° C) and closes at 95° F (35° C).



SP158

BRASS FREEZE PROTECTION BLEED VALVE

Automatic thermal actuator bleed valve opens when internal water temperature in emergency equipment falls below 36°F (2.2°C). 1/2" (1.27 cm) NPTF inlet and outlet.



9011

ANSI TESTING KIT

ANSI Emergency Shower and Eyewash (ESEW) testing kit. Includes 5-gallon bucket with lid, 2-gallon marked line, shower sock and 3-piece pole, eyewash gauge, tape measure, testing tag, thermometer, ANSI checklist and testing instructions.



SP154DPDT

FLOW SWITCH

For use with the 9001 and 9001EXP alarms. AC, 125/250 volts, 5 amps, double pole, double throw.



9035

THREE-SIDED ENCLOSURE

Provides privacy and protection. Durable construction with Dibond® aluminum side panels, and metal mounting feet to secure to all surfaces. Peaked roof allows for compatibility with most competitive combination units. Standardization of pipe and panel sizing for easy installation. Compact packaging for easy transportation between job sites.



DON'T SEE EXACTLY WHAT YOU'RE LOOKING FOR?

Our team can help create a personalized product solution to fit your needs.

Below are some commonly ordered custom designs:

- Fully assembled combination showers/eyewashes
- Proximity switches on shower/eyewash valves
- Modified alarm packages and custom accessories

Call us at 888.640.4297, or email info@hawsco.com



TECHNICAL DOWNLOADS

US/Canada

Haws HQ
www.hawsco.com
+1.888.640.4297

Latin America

Haws LATAM
www.hawsavlis.com.br
+55.11.4813.9977

Europe/Middle East/Africa

Haws EMEA
www.haws.ch
+41 (0) 34.420.6000

Asia Pacific

Haws APAC
www.haws.sg
+65.6367.0359

Haws India
www.hawsco.in
+91.124.494.2050



1455 Kleppe Lane
Sparks, NV 89431

www.hawsco.com
Email: info@hawsco.com

+1.888.640.4297
+1.775.359.4712
Fax: +1.775.359.7424